

COZI TV RATINGS UPDATE

February 2021

Adults 35-64


COZI TV grows in ALL key dayparts!



15 COZI programs average over 100,000 A35-64!

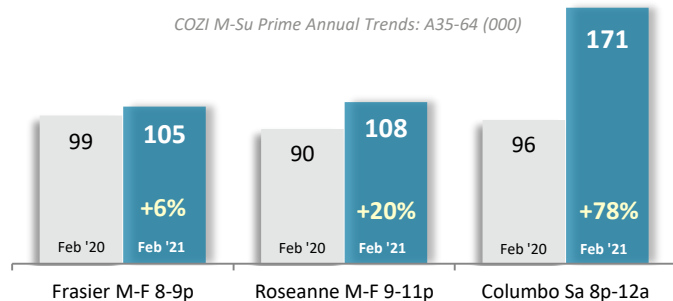
COZI TV Continues to Grow!

COZI M-Su 6a-6a Annual Trends: A35-64 (000)



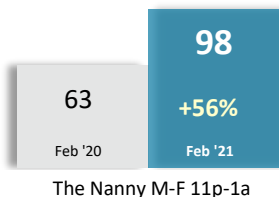
MAJOR Gains for COZI Primetime!

COZI M-Su Prime Annual Trends: A35-64 (000)



The Nanny Breaks Time Period Records on COZI!

COZI M-F 11p-1a Annual Trends: A35-64 (000)



Little House Keeps Building

Little House remains a viewer favorite

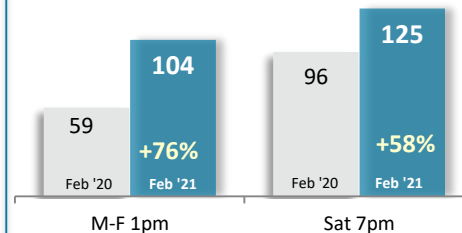
COZI M-F 4-7p Annual Trends: A35-64 (000)

TP	Feb 20	Feb 21	% DIF
4P	52	94	+81%
5P	76	114	+50%
6P	98	118	+20%

HUGE Growth for Emergency!

Emergency increases in every time slot

COZI Annual Trends: A35-64 (000)



Source: Nielsen NTI Feb 2021 vs. 2020, Jan 2021; A35-64 Live +SD (all times EST)

